

Gusher® Urchin

The ideal pump for confined space

Manufactured by hand using high grade materials based on more than 60 years experience



**On-Deck
Removable
Handle
BP9021**

**Thru-Deck or
Bulkhead
BP9013**

Product code: BP9005



A Design That Has Been Tried Tested And Trusted By Sailors For Decades

- Ease of operation - Smooth action
- Clamp ring easily removed for pump head rotation and quick maintenance
- Versatility of design
 - Dual size nozzles for 25 mm (1") or 38 mm (1½") hose to suit your plumbing
- Efficient performance
 - up to 55 ltrs (14.5 US gals) per minute
- Three different mounting options (deck, bulkhead and thru deck models)

5 Year Warranty

Tips

It is important to ensure that a vented anti-syphon loop is incorporated in the system

Awards and Accreditations

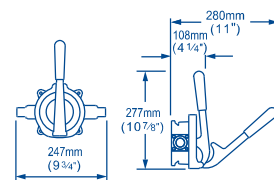
- 25 mm (1") Hose connection - Suitable as a primary bilge pump on boats up to 12 m (40 ft) in accordance with ISO15083
- 38 mm (1½") Hose connection - Suitable as a primary bilge pump on boats equal to or greater than 12 m (40 ft) in accordance with ISO15083

Product Information

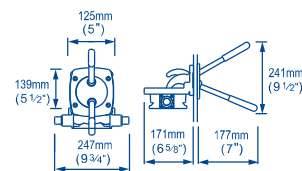
Model Specifications			
Model	On Deck Fixed Handle	Thru Deck / Bulkhead	On Deck Removable Handle
Product Code	BP9005	BP9013	BP9021
Weight	0.6 kg (1.3 lbs)	0.96 kg (2 lbs)	0.7 kg (1.5 lbs)
Hose Connections	25 mm (1") or 38 mm (1½") Smooth Hose Connections		
Materials	Pump Body: Glass-filled Polypropylene, Clamp Ring: Acetal Diaphragm: Neoprene, (Nitrile® option available) Operating Lever BP9005: Glass-filled Nylon Handle (BP9021 and BP9013 only), Springs, Fasteners: Stainless Steel		
Materials In Contact With Fluid	Glass-filled Polypropylene, Nitrile®, Neoprene, Stainless Steel		
Service Kits	AK9003 - Neoprene Parts AK9011 - Nitrile® Parts for Oil and Diesel Contains: Diaphragms, Valves and Circlips AS9061 - Whale Gusher Urchin - Fork Assembly Under deck + Rh AS9062 - Whale Gusher Urchin - Clamp Ring Kit Std+Rh AS9066 - Whale Gusher Urchin - Clamping Plate Kit AS9064 - Gusher Urchin Thru Deck or Bulkhead Service Kit		
Accessories	AS8680 - Spare Handle (for BP9013 & BP9021 only) AS9060 Service Kit - Whale Gusher Urchin - Std Operating Lever Kit		
Maximum Suction Lift	4 m (13.5 ft)		
Maximum Discharge Head	3 m (10 ft)		

Performance Data

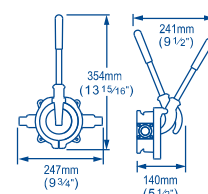
25 mm (1") Hose	BP9005 / BP9013 / BP9021	
	BP9005 / BP9013 / BP9021	BP9005 / BP9013 / BP9021
Suction Lift	1 m (3 ft)	2 m (6 ft)
Discharge Head	0.5 m (1.5 ft)	0.5 m (1.5 ft)
45 Strokes per Minute	25 ltrs (7 US gals)	25 ltrs (7 US gals)
70 Strokes per Minute	43 ltrs (11.4 US gals)	40 ltrs (10.6 US gals)
38 mm (1½") Hose	BP9005 / BP9013 / BP9021	
	BP9005 / BP9013 / BP9021	BP9005 / BP9013 / BP9021
Suction Lift	1 m (3 ft)	2 m (6 ft)
Discharge Head	0.5 m (1.5 ft)	0.5 m (1.5 ft)
45 Strokes per Minute	37.5 ltrs (9.9 US gals)	36 ltrs (9.5 US gals)
70 Strokes per Minute	55 ltrs (14.5 US gals)	53 ltrs (14 US gals)



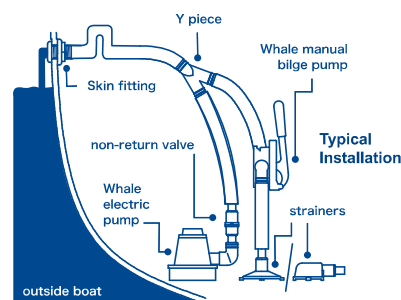
On Deck/Fixed Handle
BP9005
Plan View Side View



Thru Deck/Bulkhead
BP9013
Plan View Side View



Bulkhead/Removable Handle
BP9021
Plan View Side View



Note: These specifications are retail items only.
For details of our bulk pack range for boat builders and wholesalers - contact Whale Support.